

LEHIGH VALLEY **HOT CAREERS** 2023-2024

Lehigh Valley

ECONOMIC DEVELOPMENT

In today's historically tight labor market, Lehigh Valley commands two distinct advantages. The first is demographic: a growing population, particularly among young adults. The second is collaboration: a coalition of major employers, community leaders, 11 colleges and universities, school districts, and three technical schools aligning curriculum to local employers' needs.

To that end, LVEDC, in collaboration with this coalition, developed this Hot Careers Guide covering major job sectors in the Lehigh Valley economy. This guide provides a clear visual representation of career opportunities and provides a basis for meaningful career exploration based on individual interests. The occupations listed are the most common to appear in Lehigh Valley job postings, employ at least 95 people, and/or were suggested for inclusion by local employers.

For more information, visit:

lehighvalley.org/hotcareers

lehighvalley.org/hot-careers-dashboard

careerlinklehighvalley.org/career-pathways/search



Learn more about
In-Demand
Careers in
Key Job Sectors



Explore our interactive
Lehigh Valley
Hot Careers
Dashboard



**LEHIGH VALLEY
POPULATION**
694,843

Source: Census Population Estimate, 2022



**TOTAL
LABOR FORCE**
355,670

Source: JobsEQ, ACS 2017-2021

TOP SOFT SKILLS

Communication

Cooperation/Team Player

Customer Service

Organized

Problem Solving

Adaptability/Flexibility

Detail-Oriented

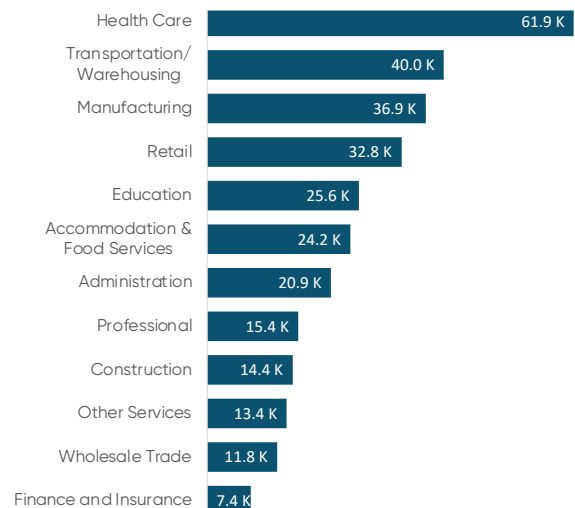
Maintain Interpersonal Relationships

Self-Motivated

Ability to Work in Fast-Paced Environment




Source: Chmura Economics JobsEQ, July 2022 - June 2023

EMPLOYMENT BY INDUSTRY



Source: Chmura Economics JobsEQ, Q1 2023

ADVANCED MANUFACTURING

Education Level	 General Business Operations	 Production, Maintenance & Logistics	 Science, Technology, Engineering & Math
High School Diploma or Equivalent	Administrative Assistants 🔥 Customer Service Representatives 🔥 Office Clerks Sales Associates 🔥 \$\$ - \$\$\$	Assemblers Food Batchmakers & Bakers Forklift Operators 🔥 Machine Operators Material Handlers 🔥 Quality Control Inspectors Transportation Supervisors Warehouse Associates 🔥 \$\$ - \$\$\$	
Certificate or Specialized Training		Electricians Machinists Maintenance Mechanics & Repair Workers 🔥 Maintenance Supervisors Production Supervisors 🔥 Tool Makers Welders \$\$\$ - \$\$\$\$	
Associate Degree	Office Managers 🔥 \$\$\$		Accounting Clerks Computer Help Desk Specialists 🔥 Engineering Technicians <i>Automation</i> <i>Mechanical</i> \$\$\$ - \$\$\$\$
Bachelor Degree	Human Resources Specialists 🔥 Marketing Specialists Sales Analysts Sales Representatives \$\$\$ - \$\$\$\$	Material Planners Operations Managers Production Managers Quality Control Analysts Supply Chain Analysts & Planners \$\$\$ - \$\$\$\$\$	Accountants & Auditors Chemists Computer Network Managers Engineers 🔥 Graphic Designers Software Developers \$\$\$ - \$\$\$\$\$
Master/Doctoral/Professional Degree			Engineering Managers 🔥 \$\$\$\$\$

🔥 = more than 500 job postings in the past year
 Click the occupation to learn more

ANNUAL SALARY RANGES











\$	\$20,000 - \$35,000
\$\$	\$35,000 - \$50,000
\$\$\$	\$50,000 - \$75,000
\$\$\$\$	\$75,000 - \$100,000
\$\$\$\$\$	More than \$100,000

For more information about Lehigh Valley careers, visit lehighvalley.org/hotcareers

For more information about specific occupations, visit onetonline.org

Source: JobsEQ (July 2022 through June 2023), O*Net education levels are the minimum preferred by employers.

ARCHITECTURE & CONSTRUCTION

Education Level	 Architecture & Engineering	 General Business Operations	 Construction & Construction Management
High School Diploma or Equivalent		Administrative Assistants  Office Clerks \$\$	Construction Laborers* Equipment Operators Maintenance Workers Painters* Roofers* \$ - \$\$\$
Certificate or Specialized Training			Carpenters* Construction Inspectors Electricians* Heavy Equipment Operators  HVAC Technicians* Maintenance Supervisors Plumbers* Superintendents \$\$\$ - \$\$\$\$\$
Associate Degree	Architectural & Engineering Drafters \$\$	Accounting Clerks Assistant Project Managers \$\$ - \$\$\$	Alarm Technicians \$\$\$
Bachelor Degree	Engineers <i>Civil</i> <i>Electrical</i> <i>Mechanical</i> \$\$\$\$ - \$\$\$\$\$	Accountants & Auditors  Cost Estimators Operations Managers Business Development Representatives  Project Coordinators \$\$\$ - \$\$\$\$\$	Construction Project Managers Project Engineers  \$\$\$\$ - \$\$\$\$\$
Master/Doctoral/Professional Degree	Architects Architectural Managers  Engineering Managers  \$\$\$\$ - \$\$\$\$\$		

 = more than 500 job postings in the past year
Click the occupation to learn more

ANNUAL SALARY RANGES

\$	\$20,000 - \$35,000
\$\$	\$35,000 - \$50,000
\$\$\$	\$50,000 - \$75,000
\$\$\$\$	\$75,000 - \$100,000
\$\$\$\$\$	More than \$100,000




For more information about
Lehigh Valley careers, visit
lehighvalley.org/hotcareers

For more information about
specific occupations, visit
onetonline.org

*Apprenticeships available for noted occupations according to employer feedback.

Source: JobsEQ (July 2022 through June 2023), O*Net education levels are the minimum preferred by employers.

BUSINESS SERVICES

Education Level	 Creative Services	 General Business Operations	 Professional/ Technical Services
High School Diploma or Equivalent		Administrative Assistants 🔥 Billing Specialists Customer Service Representatives 🔥 Office Clerks Receptionists Retail Store Managers 🔥 \$ - \$\$	Bank Tellers Cleaners 🔥 Insurance Processors Material Movers 🔥 Security Guards 🔥 Utility Locators \$\$ - \$\$\$\$
Certificate or Specialized Training	Printing Press Operators \$\$		Maintenance & Repair Workers 🔥 Real Estate Agents \$\$ - \$\$\$
Associate Degree		Executive Secretaries Office Managers 🔥 \$\$ - \$\$\$	Accounting Clerks Cable Technicians Computer Help Desk Specialists 🔥 \$\$ - \$\$\$
Bachelor Degree	Content Writers & Editors Graphic Designers Marketing Managers Marketing Specialists Production Directors Social Media Coordinators \$\$\$ - \$\$\$\$\$	Advertising & Sales Representatives 🔥 General Managers Human Resources Managers Human Resources Specialists 🔥 Project Coordinators Purchasing Agents Sales Managers Training Coordinators \$\$\$ - \$\$\$\$\$	Accountants & Auditors 🔥 Computer Systems Analysts Cyber Security Engineers Data Analysts Financial Analysts Insurance Account Managers Insurance Underwriters IT Managers 🔥 Software Developers Supply Chain Analysts System Administrators \$\$\$ - \$\$\$\$\$
Master/ Doctoral/ Professional Degree		Management Analysts Operations Research Analysts \$\$\$\$	Financial Managers Lawyers \$\$\$\$

🔥 = more than 500 job postings in the past year
 Click the occupation to learn more

ANNUAL SALARY RANGES




\$	\$20,000 - \$35,000
\$\$	\$35,000 - \$50,000
\$\$\$	\$50,000 - \$75,000
\$\$\$\$	\$75,000 - \$100,000
\$\$\$\$\$	More than \$100,000

For more information about Lehigh Valley careers, visit lehighvalley.org/hotcareers

For more information about specific occupations, visit onetonline.org

Source: JobsEQ (July 2022 through June 2023), O*Net education levels are the minimum preferred by employers.

EDUCATION & TRAINING

Education Level	 General Business Operations	 Professional Support Services	 Teaching/Training
High School Diploma or Equivalent	Administrative Assistants 🔥 Cafeteria Workers 🔥 Janitors 🔥 Office Clerks Receptionists Security & Crossing Guards 🔥 \$ - \$\$	Daycare Workers \$	Aerobics Instructors \$\$
Certificate or Specialized Training	Bus Drivers Maintenance & Repair Workers 🔥 \$\$		Vocational Education Teachers* <i>*Must work toward acquiring PA teaching credentials.</i> \$\$\$ - \$\$\$\$
Associate Degree	Accounting Clerks Computer Help Desk Specialists 🔥 IT Support Specialists 🔥 Office Managers 🔥 \$\$ - \$\$\$		Teacher Assistants \$
Bachelor Degree	Accountants & Auditors 🔥 College & University Department Professionals Operations Managers Project Coordinators \$\$ - \$\$\$\$\$	Direct Support Professionals 🔥 Social Workers/Caseworkers Registered Nurses 🔥 \$\$ - \$\$\$\$	Coaches School Teachers 🔥 <i>Pre-K Elementary School Middle School High School Career & Technical School</i> \$ - \$\$\$\$
Master/Doctoral/Professional Degree	Curriculum & Instruction Directors School Administrators Superintendents \$\$\$ - \$\$\$\$\$	Behavioral Health Technicians 🔥 Counselors School Psychologists Speech-Language Pathologists \$\$\$ - \$\$\$\$	College Professors Library Directors \$\$\$ - \$\$\$\$\$

🔥 = more than 500 job postings in the past year
Click the occupation to learn more

ANNUAL SALARY RANGES




\$	\$20,000 - \$35,000
\$\$	\$35,000 - \$50,000
\$\$\$	\$50,000 - \$75,000
\$\$\$\$	\$75,000 - \$100,000
\$\$\$\$\$	More than \$100,000

For more information about Lehigh Valley careers, visit lehighvalley.org/hotcareers

For more information about specific occupations, visit onetonline.org

Source: JobsEQ (July 2022 through June 2023), O*Net education levels are the minimum preferred by employers.

GOVERNMENT, LAW & PUBLIC SAFETY

Education Level	 General Business Operations	 Government/ Law	 Public Works & Safety
High School Diploma or Equivalent	Activities Assistants Administrative Assistants 🔥 Customer Service Representatives 🔥 Janitors 🔥 Office Clerks \$ - \$\$	Library Assistants \$	Corrections Officers Highway Maintenance Workers Lifeguards Police, Fire & Ambulance Dispatchers \$ - \$\$\$
Certificate or Specialized Training	Building & Housing Inspectors \$\$\$	Criminal Investigators Detectives \$\$\$\$	EMTs & Paramedics Firefighters Maintenance & Repair Workers 🔥 Police Officers \$\$ - \$\$\$\$
Associate Degree	Accounting Clerks Office Managers 🔥 \$\$ - \$\$\$	Grant Writers Legal Secretaries Paralegals & Legal Assistants \$\$ - \$\$\$	Police Supervisors Treatment Plant Operators \$\$\$
Bachelor Degree	Accountants & Auditors 🔥 General Managers Project Coordinators \$\$\$ - \$\$\$\$\$	Labor Relations Specialists Social Workers/Caseworkers \$\$ - \$\$\$	Community Health Workers Direct Support Professionals 🔥 \$\$
Master/ Doctoral/ Professional Degree		Lawyers \$\$\$-\$\$\$\$\$	

🔥 = more than 500 job postings in the past year
 Click the occupation to learn more

ANNUAL SALARY RANGES

\$	\$20,000 - \$35,000
\$\$	\$35,000 - \$50,000
\$\$\$	\$50,000 - \$75,000
\$\$\$\$	\$75,000 - \$100,000
\$\$\$\$\$	More than \$100,000




For more information about
 Lehigh Valley careers, visit
lehighvalley.org/hotcareers

For more information about
 specific occupations, visit
onetonline.org

Source: JobsEQ (July 2022 through June 2023), O*Net education levels are the minimum preferred by employers.

Lehigh Valley Hot Careers

HEALTH CARE

Education Level	 General Business Operations	 Human Services & Support	 Direct Patient Care
High School Diploma or Equivalent	<ul style="list-style-type: none"> Administrative Assistants 🔥 Food Service Workers 🔥 Janitors & Housekeepers 🔥 Office Clerks Scheduling Coordinators 🔥 Security Guards 🔥 <p>\$\$</p>	<ul style="list-style-type: none"> Call Center Representatives 🔥 Medical Receptionists 🔥 Medical Records & Billing Specialists Patient Services Representatives 🔥 Sterile Processing Technicians <p>\$\$ - \$\$\$</p>	<ul style="list-style-type: none"> Home Health Aides Ophthalmic Technicians Technical Partners 🔥 <p>\$\$</p>
Certificate or Specialized Training	<ul style="list-style-type: none"> Maintenance & Repair Workers 🔥 <p>\$\$</p>	<ul style="list-style-type: none"> Pharmacy Technicians <p>\$</p>	<ul style="list-style-type: none"> Certified Nursing Assistants 🔥 EMTs & Paramedics Medical & Dental Assistants 🔥 Patient Transporters Phlebotomists <p>\$ - \$\$\$</p>
Associate Degree	<ul style="list-style-type: none"> Accounting Clerks Computer Help Desk Specialists 🔥 <p>\$\$-\$\$\$</p>	<ul style="list-style-type: none"> Behavioral Health Technicians <p>\$\$</p>	<ul style="list-style-type: none"> Advanced Imaging Technicians Dental Hygienists Licensed Practical Nurses 🔥 Respiratory Therapists Therapy Assistants <i>Occupational Physical</i> <p>\$\$\$</p>
Bachelor Degree	<ul style="list-style-type: none"> Accountants & Auditors 🔥 Computer Systems Analysts Health Care Business Analysts Human Resources Specialists 🔥 Medical & Health Services Managers Outpatient Practice Managers 🔥 <p>\$\$\$ - \$\$\$\$\$</p>	<ul style="list-style-type: none"> Direct Support Professionals 🔥 Medical Technologists Social Workers/Caseworkers <i>Child, Family, School</i> Substance Abuse Counselors 🔥 <p>\$\$ - \$\$\$</p>	<ul style="list-style-type: none"> Athletic Trainers Dietitians & Nutritionists Registered Nurses 🔥 Therapists <i>Occupational Physical Registered Respiratory</i> <p>\$\$ - \$\$\$\$</p>
Master/Doctoral/Professional Degree	<ul style="list-style-type: none"> Health Care Administrators 🔥 Outpatient Practice Directors 🔥 <p>\$\$\$\$\$</p>	<ul style="list-style-type: none"> Case Managers Clinical Psychologists Crisis Counselors Pharmacists <p>\$\$ - \$\$\$\$\$</p>	<ul style="list-style-type: none"> Nurse Practitioners Physician Assistants Physicians & Surgeons Speech Language Pathologists <p>\$\$\$\$ - \$\$\$\$\$</p>

🔥 = more than 500 job postings in the past year
Click the occupation to learn more

ANNUAL SALARY RANGES

\$	\$20,000 - \$35,000
\$\$	\$35,000 - \$50,000
\$\$\$	\$50,000 - \$75,000
\$\$\$\$	\$75,000 - \$100,000
\$\$\$\$\$	More than \$100,000

For more information about
Lehigh Valley careers, visit
lehighvalley.org/hotcareers

For more information about
specific occupations, visit
onetonline.org

Source: JobsEQ (July 2022 through June 2023), O*Net education levels are the minimum preferred by employers.

HOSPITALITY & TOURISM

Education Level	 General Business Operations	 Food & Beverage Services	 Travel, Tourism, Lodging & Recreation
High School Diploma or Equivalent Preferred	Administrative Assistants 🔥 Customer Service Representatives 🔥 Material Handlers 🔥 Office Clerks Receptionists Sales Associates 🔥 Security Guards 🔥 Store Managers 🔥 Warehouse Associates 🔥 \$ - \$\$	Bakers Cooks 🔥 Food Service Managers 🔥 Food Service Workers 🔥 \$\$	Cashiers Delivery Drivers 🔥 Front Desk Agents Groundskeepers Janitors & Housekeepers 🔥 Janitor & Housekeeping Supervisors Lifeguards Ride Operators \$ - \$\$
Certificate or Specialized Training Preferred	Maintenance & Repair Workers 🔥 \$\$	Bartenders \$	Fitness Trainers Gaming Dealers \$ - \$\$
Associate Degree Preferred	Accounting Clerks Administrative Supervisors 🔥 \$\$-\$\$\$	Chefs & Head Cooks \$\$\$	
Bachelor Degree Preferred	Accounting Managers Director of Sales General Managers Marketing Specialists Sales Representatives 🔥 \$\$ - \$\$\$\$		Hotel Managers Facility Managers \$\$\$ - \$\$\$\$

🔥 = more than 500 job postings in the past year
 Click the occupation to learn more

ANNUAL SALARY RANGES

\$	\$20,000 - \$35,000
\$\$	\$35,000 - \$50,000
\$\$\$	\$50,000 - \$75,000
\$\$\$\$	\$75,000 - \$100,000
\$\$\$\$\$	More than \$100,000

For more information about Lehigh Valley careers, visit lehighvalley.org/hotcareers




For more information about specific occupations, visit onetonline.org

Tips are not included in average wages above.

Source: JobsEQ (July 2022 through June 2023), O*Net education levels are the minimum preferred by employers.

Lehigh Valley Hot Careers

LIFE SCIENCES

Education Level	 General Business Operations	 Production, Maintenance & Logistics	 Science, Technology, Engineering & Math
High School Diploma or Equivalent	Customer Service Representatives 🔥 Office Clerks \$\$	Assemblers Machine Operators Quality Control Inspectors \$\$ - \$\$\$	Chemical Operators \$\$
Certificate or Specialized Training		Electronic Technicians Maintenance Mechanics Maintenance & Repair Workers 🔥 Production Supervisors 🔥 \$\$\$	Pharmacy Technicians Phlebotomists \$\$
Associate Degree		Quality Specialists \$\$	Chemical Technicians Laboratory Assistants Laboratory Technicians Radiologic Technologists 🔥 \$\$ - \$\$\$
Bachelor Degree	Operations Managers Sales Representatives \$\$\$\$ - \$\$\$\$\$	Project Managers Quality Control Analysts Quality Control Managers \$\$ - \$\$\$\$\$	Chemists Engineers <i>Industrial</i> <i>Mechanical</i> Medical Technologists Software Developers \$\$\$ - \$\$\$\$\$
Master/Doctoral/Professional Degree			Medical Scientists Research Coordinators \$\$\$\$ - \$\$\$\$\$

🔥 = more than 500 job postings in the past year
Click the occupation to learn more

ANNUAL SALARY RANGES




\$	\$20,000 - \$35,000
\$\$	\$35,000 - \$50,000
\$\$\$	\$50,000 - \$75,000
\$\$\$\$	\$75,000 - \$100,000
\$\$\$\$\$	More than \$100,000

For more information about
Lehigh Valley careers, visit
lehighvalley.org/hotcareers

For more information about
specific occupations, visit
onetonline.org

Source: JobsEQ (July 2022 through June 2023), O*Net education levels are the minimum preferred by employers.

TRANSPORTATION, DISTRIBUTION & LOGISTICS

Education Level	 General Business Operations	 Distribution & Logistics	 Transportation
High School Diploma or Equivalent	Administrative Assistants 🔥 Assemblers Customer Service Representatives 🔥 Janitors 🔥 Office Clerks Security Guards Talent Acquisition Specialists 🔥 \$\$	Forklift Operators 🔥 Material Movers 🔥 Order Fillers 🔥 Project Planners Quality Control Inspectors Warehouse Associates 🔥 Warehouse Supervisors \$ - \$\$\$	Delivery Drivers Dispatchers \$ - \$\$
Certificate or Specialized Training		Maintenance & Repair Workers 🔥 Maintenance Supervisors \$\$\$ - \$\$\$\$	Automotive Technicians Tractor-Trailer Truck Drivers 🔥 \$\$ - \$\$\$\$
Associate Degree	Accounting Clerks Computer Help Desk Specialists 🔥 Office Managers 🔥 \$\$ - \$\$\$		
Bachelor Degree	Accountants & Auditors 🔥 General Managers Human Resources Specialists 🔥 Sales Managers Sales Representatives 🔥 Training Coordinators \$\$\$ - \$\$\$\$\$	Supply Chain Analysts \$\$\$	Operations Managers \$ - \$\$\$\$\$

🔥 = more than 500 job postings in the past year
 Click the occupation to learn more

ANNUAL SALARY RANGES

\$	\$20,000 - \$35,000
\$\$	\$35,000 - \$50,000
\$\$\$	\$50,000 - \$75,000
\$\$\$\$	\$75,000 - \$100,000
\$\$\$\$\$	More than \$100,000

For more information about Lehigh Valley careers, visit lehighvalley.org/hotcareers

For more information about specific occupations, visit onetonline.org

Source: JobsEQ (July 2022 through June 2023), O*Net education levels are the minimum preferred by employers.

Lehigh Valley

ECONOMIC DEVELOPMENT

Our Mission

The mission of the Lehigh Valley Economic Development Corporation is to market the economic assets of the Lehigh Valley and to create partnerships to support the recruitment, growth, and retention of employers and the creation of jobs for people of all skill and education levels.

Our Vision

Our vision is of a diverse Lehigh Valley economy that provides economic growth and opportunity for people of all skill and education levels and strengthens all our cities, boroughs, and townships.

Our Location Advantage



520 N. New St., Bethlehem, PA 18018
Phone: 610-266-6775 • Fax: 610-266-7623

lehighvalley.org



Pennsylvania
WORK SMART. LIVE HAPPY.