

# LEHIGH VALLEY HOT CAREERS 2022-2023





**LEHIGH VALLEY  
POPULATION**  
689,167

Source: Census Population Estimate, 2021



**TOTAL  
LABORFORCE**  
349,027

Source: JobsEQ, ACS 2016-2020

## COMMUTING PATTERNS

The number of people both living and working in the Lehigh Valley has grown by 9% from 2015-19, out-pacing the region's total population growth. Meanwhile, the number of people who are commuting into the Lehigh Valley to work has grown twice as fast as residents commuting to jobs outside the region.



101,947  
Work in Lehigh Valley,  
live elsewhere

197,559  
Live and work in  
Lehigh Valley

103,906  
Live in Lehigh Valley,  
work elsewhere

Source: U.S. Census Bureau, Center for Economic Studies, Primary Jobs, 2019

## TOP SOFT SKILLS

Ability to Work in Fast-Paced Environment
Adaptability
Communication
Cooperation/Team Player
Customer Service
Detail-Oriented
Interpersonal Relationships
Organized
Problem Solving
Self-Motivated

Source: Chmura Economics JobsEQ,  
June 2021-July 2022

## EMPLOYMENT BY INDUSTRY

Health Care	59.5K
Transportation/Logistics	38.5K
Manufacturing	35.5K
Retail	32.8K
Education	25.1K
Hospitality	22.4K
Administration	21.3K
Professional	14.7K
Construction	13.9K
Wholesale Trade	11.9K
Finance & Insurance	8.4K
Public Administration	7.5K

Source: Chmura Economics JobsEQ, Q1 2022

In today's historically tight labor market, Lehigh Valley commands two distinct advantages. The first is demographic: a growing population, particularly among young adults. The second is collaboration: a coalition of major employers, community leaders, 11 colleges and universities, school districts and three technical schools aligning curriculum to local employers' needs.

To that end, LVEDC, in collaboration with this coalition, developed this Hot Careers Guide covering major job sectors in the Lehigh Valley economy. This guide provides a clear visual representation of career opportunities and provides a basis for meaningful career exploration based on individual interests. The occupations listed are the most common to appear in Lehigh Valley job postings, employ at least 95 people, and/or were suggested for inclusion by local employers.




For more information, visit:

[lehighvalley.org/hotcareers](https://lehighvalley.org/hotcareers)

[careerlinklehighvalley.org/career-pathways/search](https://careerlinklehighvalley.org/career-pathways/search)

## ADVANCED MANUFACTURING

2022-2023




Education Level	 General Business Operations	 Production, Maintenance & Logistics	 Science, Technology, Engineering & Math
High School Diploma or Equivalent	Administrative Assistants 🔥 Customer Service Representatives 🔥 Office Clerks Sales Associates 🔥 \$ - \$\$\$	Assemblers Food Batchmakers & Bakers Machine Operators Material Handlers 🔥 Quality Control Inspectors Warehouse Associates 🔥 \$ - \$\$\$	
Certificate or Specialized Training		Electricians Machinists Maintenance Mechanics Maintenance & Repair Workers 🔥 Maintenance Supervisors 🔥 Production Supervisors 🔥 Tool Makers Welders \$\$ - \$\$\$\$	
Associate Degree	Office Managers 🔥 \$\$\$		Accounting Clerks Computer Help Desk Specialists 🔥 Engineering Technicians Automation Mechanical \$\$\$ - \$\$\$
Bachelor Degree	Marketing Specialists Sales Analysts Sales Representatives \$\$\$ - \$\$\$\$	Material Planners Operations Managers 🔥 Production Managers Quality Control Analysts Supply Chain Planners \$\$ - \$\$\$\$\$	Accountants & Auditors 🔥 Chemists Computer Network Managers Engineers 🔥 Financial Analysts Graphic Designers Software Developers 🔥 \$\$\$ - \$\$\$\$\$
Master/Doctoral/Professional Degree			Computer Hardware Engineers Engineering Managers 🔥 \$\$\$\$\$
🔥 = more than 500 job postings in the past year Click the occupation to learn more		ANNUAL SALARY RANGES	
For more information about Lehigh Valley careers, visit <a href="https://lehighvalley.org/hotcareers">lehighvalley.org/hotcareers</a>		\$	
		\$	
		\$	
		\$	
		\$	
For more information about specific occupations, visit <a href="https://onetonline.org">onetonline.org</a>		\$	
		\$	
		\$	
		\$	
		\$	

Source: JobsEQ (July 2021 through June 2022), O\*Net education levels are the minimum preferred by employers.



## ARCHITECTURE &amp; CONSTRUCTION

2022-2023

Education Level	 Architecture & Engineering	 General Business Operations	 Construction & Construction Management
High School Diploma or Equivalent		Administrative Assistants 🔥 Office Clerks  \$\$ - \$\$\$	Construction Laborers Electrician Apprentices Equipment Operators Maintenance Workers Painters  \$\$ - \$\$\$
Certificate or Specialized Training			Carpenters Construction Inspectors Electricians HVAC Technicians Plumbers Heavy Equipment Operators 🔥 Superintendents  \$\$ - \$\$\$
Associate Degree	Architectural & Engineering Drafters  \$\$ - \$\$\$	Accounting Clerks Assistant Project Managers  \$\$ - \$\$\$\$	Alarm Technicians  \$\$\$
Bachelor Degree	Engineers 🔥 Civil Electrical Mechanical Interior Designers  \$\$ - \$\$\$\$\$	Accountants & Auditors 🔥 Cost Estimators Operations Managers 🔥 Business Development Representatives 🔥 Project Coordinators  \$\$\$ - \$\$\$\$\$	Construction Project Managers Project Engineers  \$\$\$ - \$\$\$\$\$
Master/Doctoral/Professional Degree	Architects Architectural Managers 🔥 Engineering Managers 🔥  \$\$\$\$ - \$\$\$\$\$		

🔥 = more than 500 job postings in the past year  
Click the occupation to learn more




## ANNUAL SALARY RANGES

\$	\$20,000 - \$35,000
\$\$	\$35,000 - \$50,000
\$\$\$	\$50,000 - \$75,000
\$\$\$\$	\$75,000 - \$100,000
\$\$\$\$\$	More than \$100,000




For more information about  
Lehigh Valley careers, visit  
[lehighvalley.org/hotcareers](https://lehighvalley.org/hotcareers)

For more information about  
specific occupations, visit  
[onetonline.org](https://onetonline.org)

Source: JobsEQ (July 2021 through June 2022), O\*Net education levels are the minimum preferred by employers.

Education Level	 Arts & Communications	 General Business Operations	 Professional Services
High School Diploma or Equivalent		Administrative Assistants 🔥 Customer Service Representatives 🔥 Office Clerks Receptionists 🔥 Sales Associates Talent Acquisition Specialists 🔥 \$ - \$\$	Bank Tellers Cleaners 🔥 Insurance Processors Material Movers 🔥 Security Guards 🔥 Utility Locators \$ - \$\$\$\$
Certificate or Specialized Training	Printing Press Operators \$\$		Maintenance & Repair Workers 🔥 Real Estate Agents \$\$ - \$\$\$
Associate Degree		Accounting Clerks Office Managers 🔥 \$\$ - \$\$\$	Cable Technicians Computer Help Desk Specialists 🔥 \$\$\$
Bachelor Degree	Content Writers & Editors Graphic Designers Marketing Managers Marketing Specialists Production Directors Social Media Coordinators \$\$\$ - \$\$\$\$\$	Advertising & Sales Representatives 🔥 Financial Analysts General Managers 🔥 Human Resources Specialists 🔥 Project Coordinators Sales Managers Training Coordinators \$\$ - \$\$\$\$\$	Accountants & Auditors 🔥 Computer Systems Analysts Data Analysts Engineers Insurance Account Managers Insurance Underwriters IT Managers 🔥 Software & Web Developers 🔥 System Administrators 🔥 \$\$\$ - \$\$\$\$\$
Master/ Doctoral/ Professional Degree		Financial Managers Management Analysts \$\$\$\$ - \$\$\$\$\$	Engineering Managers 🔥 Lawyers Operations Research Analysts \$\$\$ - \$\$\$\$\$
🔥 = more than 500 job postings in the past year Click the occupation to learn more			<b>ANNUAL SALARY RANGES</b> \$ \$20,000 - \$35,000 \$\$ \$35,000 - \$50,000 \$\$\$ \$50,000 - \$75,000 \$\$\$\$ \$75,000 - \$100,000 \$\$\$\$\$ More than \$100,000
For more information about Lehigh Valley careers, visit <a href="https://lehighvalley.org/hotcareers">lehighvalley.org/hotcareers</a>			For more information about specific occupations, visit <a href="https://onetonline.org">onetonline.org</a>

Source: JobsEQ (July 2021 through June 2022), O\*Net education levels are the minimum preferred by employers.

Education Level	 General Business Operations	 Professional Support Services	 Teaching/ Training
<b>High School Diploma or Equivalent</b>	Administrative Assistants 🔥 Cafeteria Workers 🔥 Groundskeepers Janitors 🔥 Office Clerks Receptionists 🔥 Security & Crossing Guards 🔥  \$ - \$\$	Caregivers 🔥 Daycare Workers  \$	Library Assistants  \$
<b>Certificate or Specialized Training</b>	Bus Drivers Maintenance & Repair Workers 🔥  \$\$ - \$\$\$	Police Officers  \$\$ - \$\$\$	Vocational Education Teachers* * Must work toward acquiring PA teaching credentials.  \$\$\$ - \$\$\$\$
<b>Associate Degree</b>	Accounting Clerks Computer Help Desk Specialists 🔥 IT Support Specialists 🔥 Office Managers 🔥  \$\$ - \$\$\$		Teacher Assistants  \$
<b>Bachelor Degree</b>	College & University Department Professionals Operations Managers 🔥 Project Coordinators  \$\$ - \$\$\$\$\$	Direct Support Professionals 🔥 Social Workers/Caseworkers Registered Nurses 🔥  \$\$ - \$\$\$\$	Coaches School Teachers 🔥 Pre-K Elementary School Middle School High School  \$ - \$\$\$\$
<b>Master/ Doctoral/ Professional Degree</b>	Curriculum & Instruction Directors School Administrators Superintendents  \$\$\$ - \$\$\$\$\$	Behavioral Health Technicians 🔥 Counselors Speech-Language Pathologists  \$\$\$ - \$\$\$\$	College Professors Library Directors  \$\$\$ - \$\$\$\$\$

🔥 = more than 500 job postings in the past year  
Click the occupation to learn more




## ANNUAL SALARY RANGES

\$	\$20,000 - \$35,000
\$\$	\$35,000 - \$50,000
\$\$\$	\$50,000 - \$75,000
\$\$\$\$	\$75,000 - \$100,000
\$\$\$\$\$	More than \$100,000

For more information about  
Lehigh Valley careers, visit  
[lehighvalley.org/hotcareers](https://lehighvalley.org/hotcareers)

For more information about  
specific occupations, visit  
[onetonline.org](https://onetonline.org)

Source: JobsEQ (July 2021 through June 2022), O\*Net education levels are the minimum preferred by employers.

Education Level	 General Business Operations	 Government/ Law	 Public Works & Safety
High School Diploma or Equivalent	Activities Assistants Administrative Assistants 🔥 Customer Service Representatives 🔥 Janitors 🔥 Office Clerks  \$ - \$\$	Library Assistants  \$	Corrections Officers Equipment Operators Highway Maintenance Workers Lifeguards Police, Fire & Ambulance Dispatchers  \$ - \$\$\$
Certificate or Specialized Training	Building & Housing Inspectors  \$\$ - \$\$\$	Criminal Investigators Detectives  \$\$\$\$	Certified Nursing Assistants EMTs & Paramedics Firefighters Maintenance & Repair Workers 🔥 Police Officers  \$\$ - \$\$\$
Associate Degree	Accounting Clerks Office Managers 🔥  \$\$ - \$\$\$	Grant Writers Legal Secretaries Paralegals & Legal Assistants  \$\$ - \$\$\$	Licensed Practical Nurses Police Supervisors Treatment Plant Operators  \$\$\$
Bachelor Degree	Accountants & Auditors 🔥 General Managers 🔥 Project Coordinators  \$\$\$ - \$\$\$\$\$	Labor Relations Specialists Social Workers/Caseworkers  \$\$ - \$\$\$	Engineers 🔥 Community Health Nurses 🔥 Community Health Workers  \$\$ - \$\$\$\$\$
Master/ Doctoral/ Professional Degree		Lawyers  \$\$\$\$-\$\$\$\$\$	

🔥 = more than 500 job postings in the past year  
Click the occupation to learn more

## ANNUAL SALARY RANGES




\$	\$20,000 - \$35,000
\$\$	\$35,000 - \$50,000
\$\$\$	\$50,000 - \$75,000
\$\$\$\$	\$75,000 - \$100,000
\$\$\$\$\$	More than \$100,000

For more information about  
Lehigh Valley careers, visit  
[lehighvalley.org/hotcareers](https://lehighvalley.org/hotcareers)

For more information about  
specific occupations, visit  
[onetonline.org](https://onetonline.org)

Source: JobsEQ (July 2021 through June 2022), O\*Net education levels are the minimum preferred by employers.



Education Level	 General Business Operations	 Human Services & Support	 Direct Patient Care
<b>High School Diploma or Equivalent</b>	Administrative Assistants 🔥 Food Service Workers 🔥 Janitors & Housekeepers 🔥 Scheduling Coordinators 🔥 Security Guards 🔥 Talent Acquisition Specialists 🔥 \$ - \$\$	Call Center Representatives 🔥 Medical Receptionists 🔥 Medical Records & Billing Specialists Patient Services Representatives 🔥 Sterile Processing Technicians \$\$ - \$\$\$	Home Health Aides 🔥 Ophthalmic Technicians Technical Partners 🔥 \$ - \$\$
<b>Certificate or Specialized Training</b>	Maintenance & Repair Workers 🔥 \$	Massage Therapists Pharmacy Technicians \$ - \$\$	Certified Nursing Assistants 🔥 EMTs & Paramedics Medical & Dental Assistants 🔥 Patient Transporters Phlebotomists \$ - \$\$
<b>Associate Degree</b>	Accounting Clerks Computer Help Desk Specialists 🔥 \$\$-\$\$\$	Behavioral Health Technicians \$	Advanced Imaging Technicians Dental Hygienists Licensed Practical Nurses 🔥 Respiratory Therapists Therapy Assistants <i>Occupational, Physical</i> \$\$ - \$\$\$
<b>Bachelor Degree</b>	Accountants & Auditors 🔥 Computer Systems Analysts Health Care Business Analysts Human Resources Specialists 🔥 Medical & Health Services Managers 🔥 Outpatient Practice Managers 🔥 \$\$\$ - \$\$\$\$\$	Direct Support Professionals 🔥 Medical Technologists Social Workers/Caseworkers <i>Child, Family, School</i> Substance Abuse Counselors 🔥 \$\$ - \$\$\$	Athletic Trainers Dietitians & Nutritionists Registered Nurses 🔥 Registered Respiratory Therapists \$\$\$ - \$\$\$\$
<b>Master/ Doctoral/ Professional Degree</b>	Health Care Administrators 🔥 Outpatient Practice Directors 🔥 \$\$\$\$	Case Managers Clinical Psychologists Crisis Counselors Pharmacists \$\$ - \$\$\$\$\$	Nurse Practitioners Therapists <i>Occupational, Physical</i> Physician Assistants Physicians & Surgeons Speech Language Pathologists \$\$\$\$ - \$\$\$\$\$

🔥 = more than 500 job postings in the past year  
Click the occupation to learn more

**ANNUAL SALARY RANGES**




\$	\$20,000 - \$35,000
\$\$	\$35,000 - \$50,000
\$\$\$	\$50,000 - \$75,000
\$\$\$\$	\$75,000 - \$100,000
\$\$\$\$\$	More than \$100,000

For more information about  
Lehigh Valley careers, visit  
[lehighvalley.org/hotcareers](https://lehighvalley.org/hotcareers)

For more information about  
specific occupations, visit  
[onetonline.org](https://onetonline.org)

Source: JobsEQ (July 2021 through June 2022), O\*Net education levels are the minimum preferred by employers.



Education Level	 General Business Operations	 Food & Beverage Services	 Travel, Tourism, Lodging & Recreation
High School Diploma or Equivalent Preferred	Administrative Assistants 🔥 Customer Service Representatives 🔥 Office Clerks Receptionists 🔥 Sales Associates 🔥 Security Guards 🔥 Store Managers 🔥  \$ - \$\$	Bakers Cooks 🔥 Food Preparation Workers 🔥 Food Service Managers 🔥 Servers 🔥 Warehouse Associates 🔥  \$ - \$\$\$	Cashiers 🔥 Delivery Drivers 🔥 Front Desk Agents Groundskeepers Guest Room Attendants 🔥 Laundry Attendants 🔥 Janitors & Housekeepers Janitor & Housekeeping Supervisors 🔥 Ride Operators 🔥  \$ - \$\$
Certificate or Specialized Training Preferred	Maintenance & Repair Workers 🔥  \$\$	Bartenders  \$	Fitness Trainers Gaming Dealers  \$ - \$\$
Associate Degree Preferred	Accounting Clerks Administrative Supervisors  \$\$-\$\$\$	Chefs & Head Cooks  \$\$\$	
Bachelor Degree Preferred	Accounting Managers General Managers 🔥 Director of Sales Sales Representatives 🔥  \$\$ - \$\$\$\$\$		Hotel Managers Facility Managers  \$\$\$ - \$\$\$\$\$

🔥 = more than 500 job postings in the past year  
 Click the occupation to learn more




## ANNUAL SALARY RANGES

\$	\$20,000 - \$35,000
\$\$	\$35,000 - \$50,000
\$\$\$	\$50,000 - \$75,000
\$\$\$\$	\$75,000 - \$100,000
\$\$\$\$\$	More than \$100,000

For more information about  
 Lehigh Valley careers, visit  
[lehighvalley.org/hotcareers](https://lehighvalley.org/hotcareers)

For more information about  
 specific occupations, visit  
[onetonline.org](https://onetonline.org)

Source: JobsEQ (July 2021 through June 2022), O\*Net education levels are the minimum preferred by employers.

Education Level	 General Business Operations	 Production, Maintenance & Logistics	 Science, Technology, Engineering, & Math
High School Diploma or Equivalent	Customer Service Representatives 🔥 Office Clerks \$\$	Assemblers Machine Operators Quality Control Inspectors \$\$ - \$\$\$	
Certificate or Specialized Training		Electronic Technicians Maintenance Mechanics Maintenance & Repair Workers 🔥 Production Supervisors 🔥 \$\$ - \$\$\$\$	Phlebotomists Pharmacy Technicians \$\$
Associate Degree		Quality Specialists \$\$ - \$\$\$\$	Laboratory Assistants Laboratory Technicians \$\$ - \$\$\$
Bachelor Degree	Operations Managers 🔥 Sales Representatives \$\$\$\$ - \$\$\$\$\$	Project Managers Quality Control Analysts Quality Control Managers \$\$\$\$ - \$\$\$\$\$	Chemists Engineers 🔥 Chemical Industrial Mechanical Medical Technologists Sales Representatives Software Developers 🔥 \$\$\$ - \$\$\$\$\$
Master/ Doctoral/ Professional Degree			Medical Scientists Research Coordinators \$\$\$\$ - \$\$\$\$\$

🔥 = more than 500 job postings in the past year  
Click the occupation to learn more




For more information about  
Lehigh Valley careers, visit  
[lehighvalley.org/hotcareers](https://lehighvalley.org/hotcareers)

For more information about  
specific occupations, visit  
[onetonline.org](https://onetonline.org)

#### ANNUAL SALARY RANGES

\$	\$20,000 - \$35,000
\$\$	\$35,000 - \$50,000
\$\$\$	\$50,000 - \$75,000
\$\$\$\$	\$75,000 - \$100,000
\$\$\$\$\$	More than \$100,000

Source: JobsEQ (July 2021 through June 2022), O\*Net education levels are the minimum preferred by employers.

Education Level	 General Business Operations	 Distribution & Logistics	 Transportation
High School Diploma or Equivalent	Administrative Assistants 🔥 Assemblers Customer Service Representatives 🔥 Janitors 🔥 Office Clerks Sales Associates 🔥 Talent Acquisition Specialists 🔥  \$ - \$\$	Forklift Operators 🔥 Material Movers 🔥 Order Fillers 🔥 Quality Control Inspectors Warehouse Associates 🔥 Warehouse Supervisors  \$ - \$\$\$	Delivery Drivers 🔥 Dispatchers  \$ - \$\$
Certificate or Specialized Training		Maintenance & Repair Workers 🔥  \$\$\$	Automotive Technicians Tractor Trailer Truck Drivers 🔥  \$\$ - \$\$\$\$
Associate Degree	Accounting Clerks Computer Help Desk Specialists 🔥 Office Managers 🔥 \$\$ - \$\$\$		
Bachelor Degree	Accountants & Auditors 🔥 General Managers 🔥 Human Resource Specialists 🔥 Market Specialists Sales Representatives 🔥 Software Engineers 🔥 Project Coordinators 🔥 \$\$ - \$\$\$\$\$	Supply Chain Analysts  \$\$ - \$\$\$\$	Operations Managers  \$\$ - \$\$\$\$\$

🔥 = more than 500 job postings in the past year  
 Click the occupation to learn more

## ANNUAL SALARY RANGES

\$	\$20,000 - \$35,000
\$\$	\$35,000 - \$50,000
\$\$\$	\$50,000 - \$75,000
\$\$\$\$	\$75,000 - \$100,000
\$\$\$\$\$	More than \$100,000

For more information about  
 Lehigh Valley careers, visit  
[lehighvalley.org/hotcareers](https://lehighvalley.org/hotcareers)

For more information about  
 specific occupations, visit  
[oneonline.org](https://oneonline.org)

Source: JobsEQ (July 2021 through June 2022), O\*Net education levels are the minimum preferred by employers.



## Our Mission

The mission of the Lehigh Valley Economic Development Corporation is to market the economic assets of the Lehigh Valley and to create partnerships to support the recruitment, growth and retention of employers and the creation of jobs for people of all skills and education levels.

## Our Vision

Our vision is of a diverse Lehigh Valley economy that provides economic growth and opportunity for people of all skills and education levels and strengthens all our cities, boroughs, and townships.

## Our Values


**Find a way:** We do what it takes to solve the problem or find the answer

**Build the team:** We work with each other and all partners to find solutions

**Collaborate:** We are the region's economic connector

**Inspire trust:** Treat all equally and fairly and focus on the big picture

**Results first:** Focus our work and efforts on outcomes, not on process



520 N. New Street, Bethlehem, PA 18018  
Phone: 610-266-6775 • Fax: 610-266-7623

[lehighvalley.org](http://lehighvalley.org)

